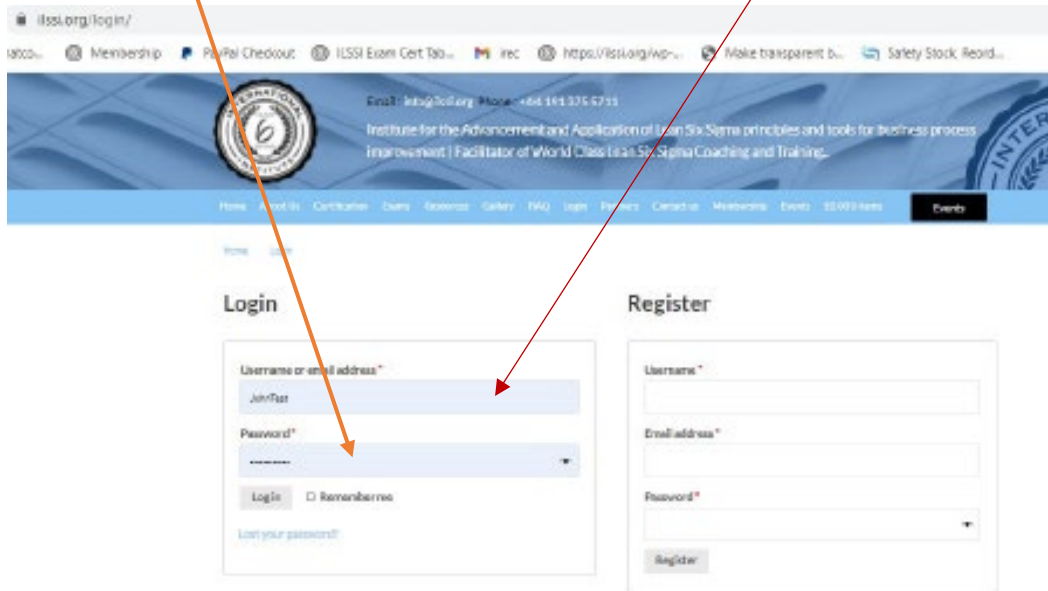


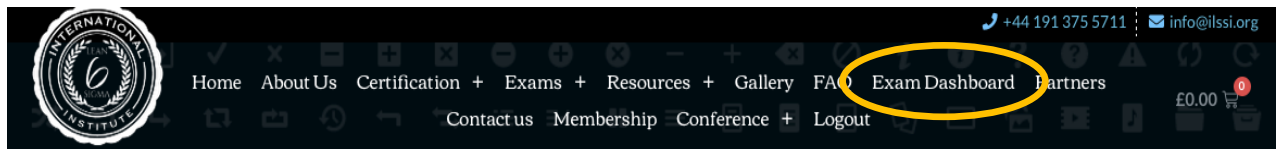
5 STEPS TO START ILSSI CERTIFICATION EXAM

1- Go to ilssi.org/login (click on 'Exam Dashboard') and enter your email address and password **28Crop22@** . Click button to "Login". **Keep Camera on for your exam.**

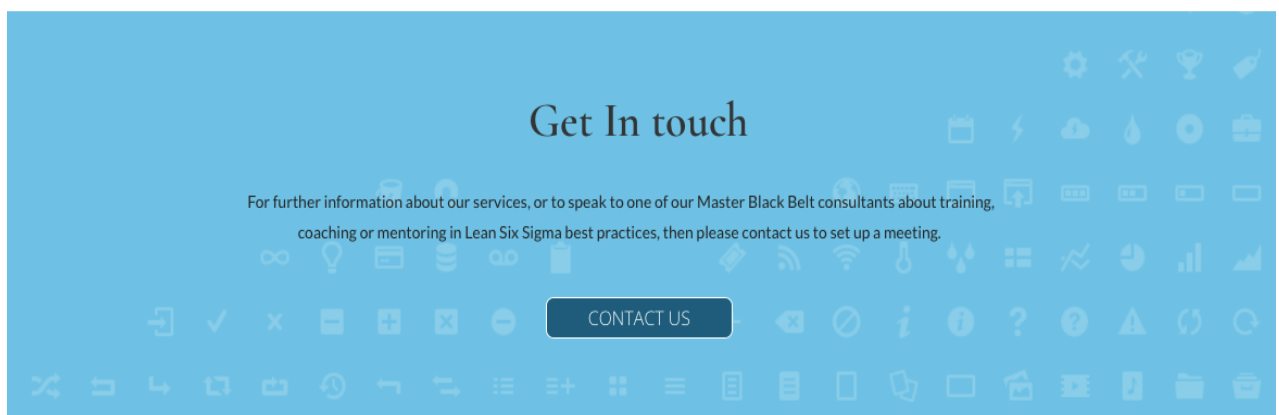


The screenshot shows the login page for ilssi.org. The page has a blue header with the organization's name and logo. Below the header, there are two main sections: 'Login' and 'Register'. The 'Login' form has fields for 'Username or email address*' and 'Password*', a 'Login' button, and a 'Remember me' checkbox. The 'Register' form has fields for 'Username*', 'Email address*', and 'Password*', and a 'Register' button. Red arrows from the text above point to the 'Username or email address' and 'Password' fields in the 'Login' form.

2- After you have logged in, click on 'Dashboard Exam'.

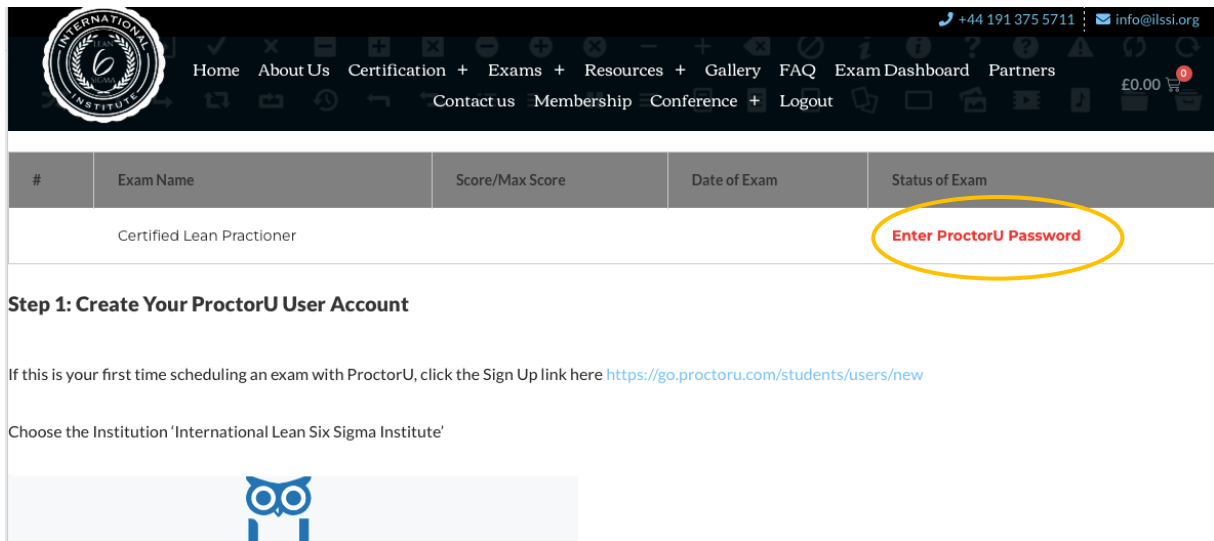


You are currently logged in as Patricia Esnault. [Log out](#)



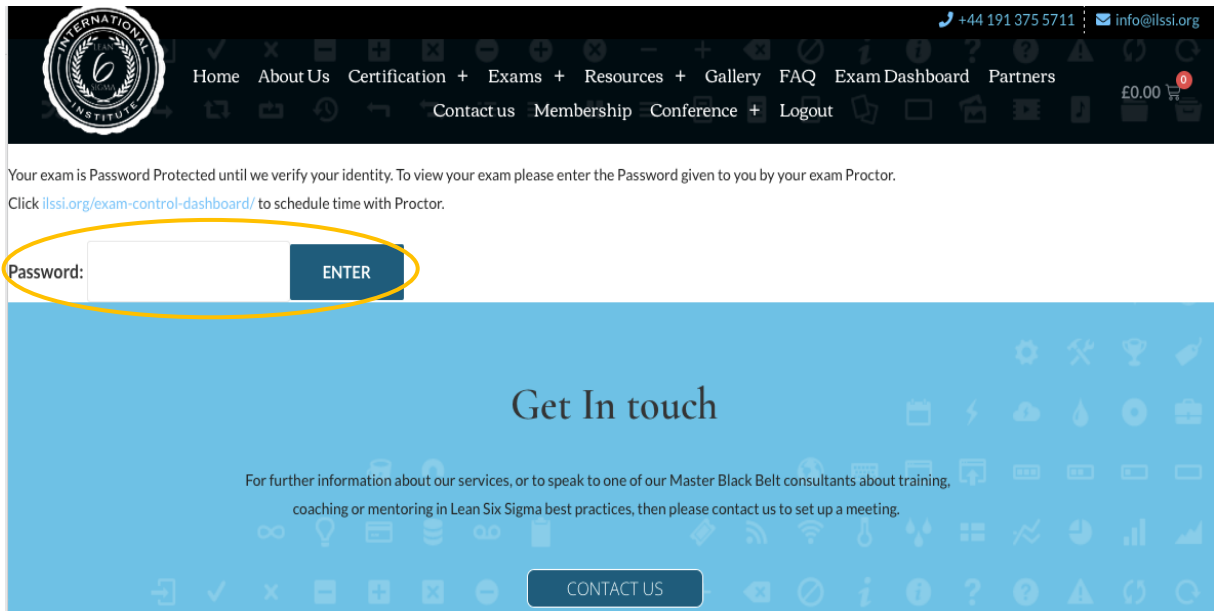
5 STEPS TO START ILSSI CERTIFICATION EXAM

3- Click on 'Enter Proctor U Password'



The screenshot shows the ILSSI Exam Dashboard. At the top, there is a navigation bar with the ILSSI logo on the left and contact information (+44 191 375 5711, info@ilssi.org) on the right. The main menu includes Home, About Us, Certification, Exams, Resources, Gallery, FAQ, Exam Dashboard, and Partners. Below the menu, there is a table with columns for #, Exam Name, Score/Max Score, Date of Exam, and Status of Exam. The first row shows 'Certified Lean Practitioner' under Exam Name and 'Enter ProctorU Password' under Status of Exam, which is circled in yellow. Below the table, there is a section titled 'Step 1: Create Your ProctorU User Account'. It contains instructions: 'If this is your first time scheduling an exam with ProctorU, click the Sign Up link here <https://go.proctoru.com/students/users/new>' and 'Choose the Institution 'International Lean Six Sigma Institute''. A ProctorU owl logo is visible at the bottom of this section.

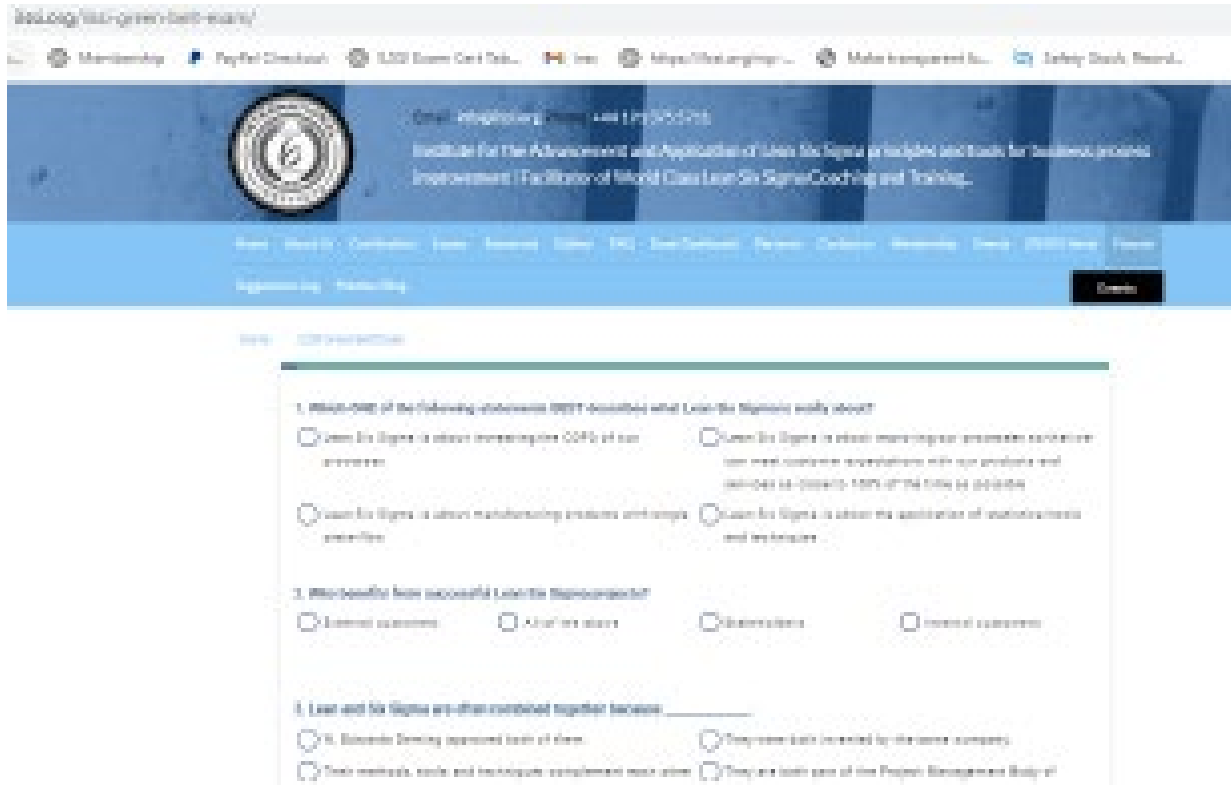
4- Enter the password to get access to the exam: XXXXXXXXXX



The screenshot shows the ILSSI Exam Password Entry Page. At the top, there is a navigation bar with the ILSSI logo on the left and contact information (+44 191 375 5711, info@ilssi.org) on the right. The main menu includes Home, About Us, Certification, Exams, Resources, Gallery, FAQ, Exam Dashboard, and Partners. Below the menu, there is a message: 'Your exam is Password Protected until we verify your identity. To view your exam please enter the Password given to you by your exam Proctor. Click ilssi.org/exam-control-dashboard/ to schedule time with Proctor.' Below this message, there is a form with a 'Password:' label, an input field, and an 'ENTER' button, all of which are circled in yellow. Below the form, there is a blue section titled 'Get In touch' with the text: 'For further information about our services, or to speak to one of our Master Black Belt consultants about training, coaching or mentoring in Lean Six Sigma best practices, then please contact us to set up a meeting.' A 'CONTACT US' button is located at the bottom of this section.

5 STEPS TO START ILSSI CERTIFICATION EXAM

5 – Click to start exam (note the timer at the bottom of the screen).



The screenshot shows a web browser window with the URL <https://www.ilssi.org/learn/learn-to-lead-exam/>. The page header includes navigation links for Membership, PayPal Checkout, ILSSI Exam Cert Tab., ILSSI, My ILSSI Learning, Make Inquiries to..., and Safety Desk Board. The main content area features the ILSSI logo and the text: "Email: info@ilssi.org | Phone: (419) 355-5715 | Institute for the Advancement and Application of Lean Six Sigma principles and Tools for Business, process Improvement | Facilitator of World Class Lean Six Sigma Coaching and Training." Below this is a navigation menu with links for Home, About Us, Certification, Learn, Resources, Sales, FAQ, Site Feedback, Partners, Contact, Membership, Events, ILSSI News, and Footer. A "Log Out" button is visible in the top right corner. The main content area displays a quiz question: "1. Which one of the following statements BEST describes what Lean Six Sigma really about?" with four radio button options. Below the question is a timer: "3. How many hours successful Lean Six Sigma projects?" with four radio button options. At the bottom, there is a question: "4. Lean and Six Sigma are often combined together because..." with four radio button options. A "Start" button is located at the bottom right of the quiz area.

ALL THE BEST FOR YOUR SUCCESS!