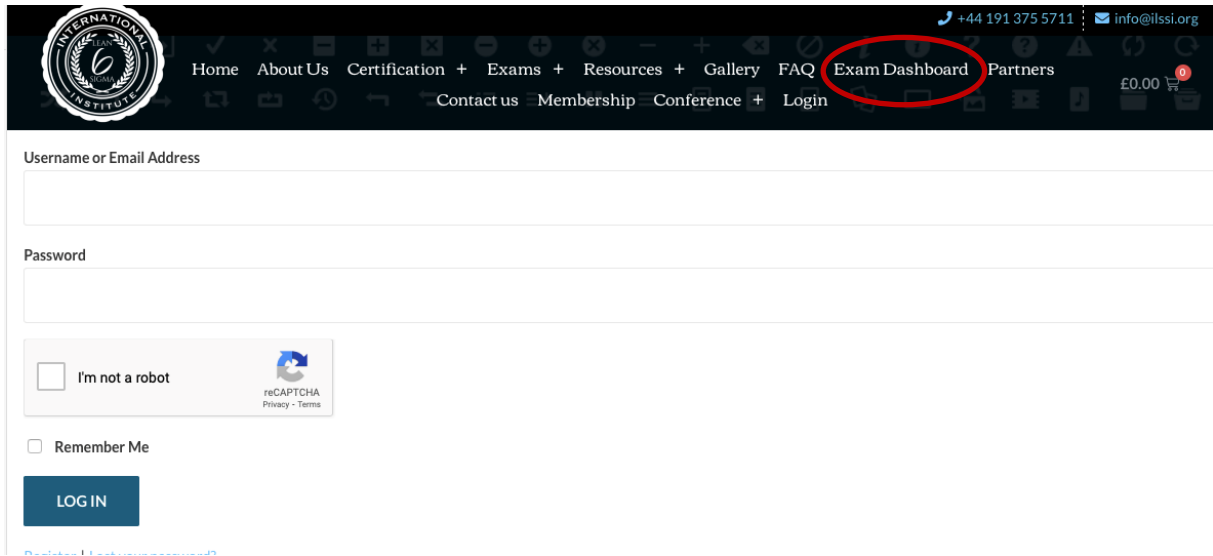


ILSSI PRE EXAMINATION REGISTRATION (ENGLISH)

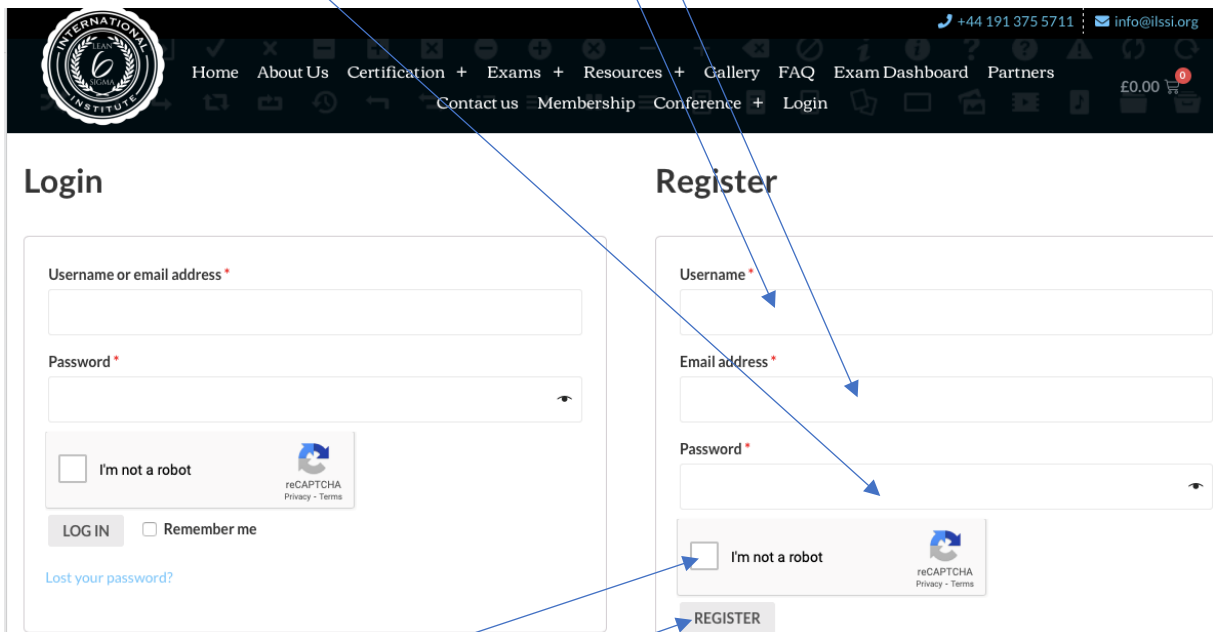
1 – Go to <https://ilssi.org/login> and click on « Exam Dashboard » to register



The screenshot shows the top navigation bar of the ILSSI website. The 'Exam Dashboard' link is circled in red. Below the navigation bar is a login form with the following elements:

- Username or Email Address input field
- Password input field
- I'm not a robot (reCAPTCHA)
- Remember Me
- LOG IN button

a) Create your username – please use your email address and use this specific password, **28Crop22@**



The screenshot shows the registration form on the ILSSI website. The 'Exam Dashboard' link in the navigation bar is circled in red. The registration form has the following fields and elements:

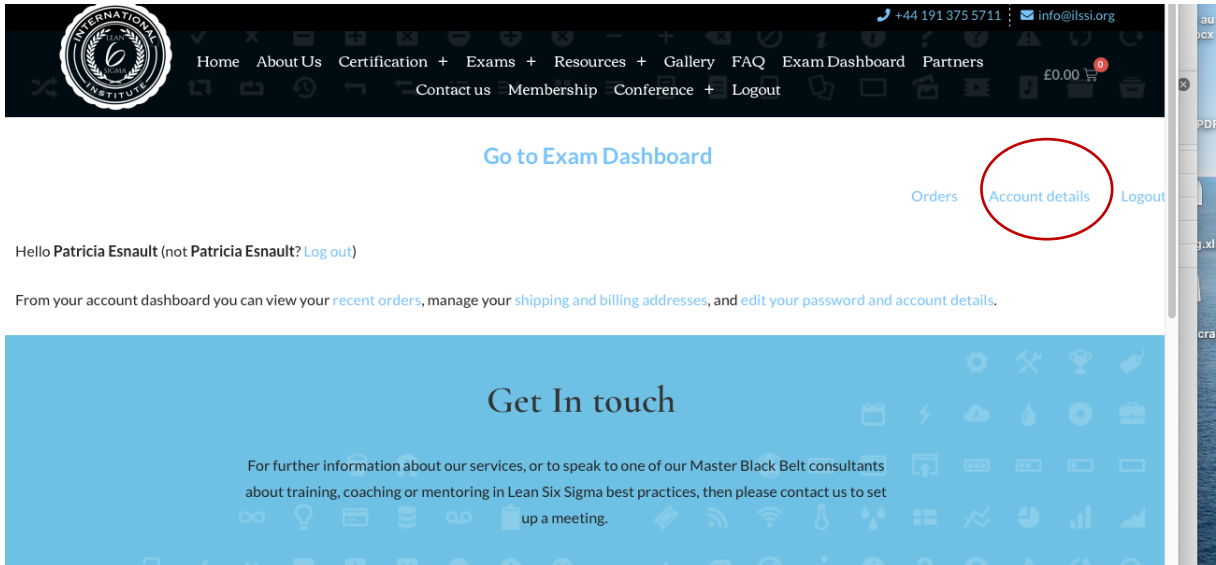
- Username * input field
- Email address * input field
- Password * input field
- I'm not a robot (reCAPTCHA)
- REGISTER button

Blue arrows point from the text '28Crop22@' to the Username, Email address, and Password fields in the registration form.

b) Select the Capcha and click « Register

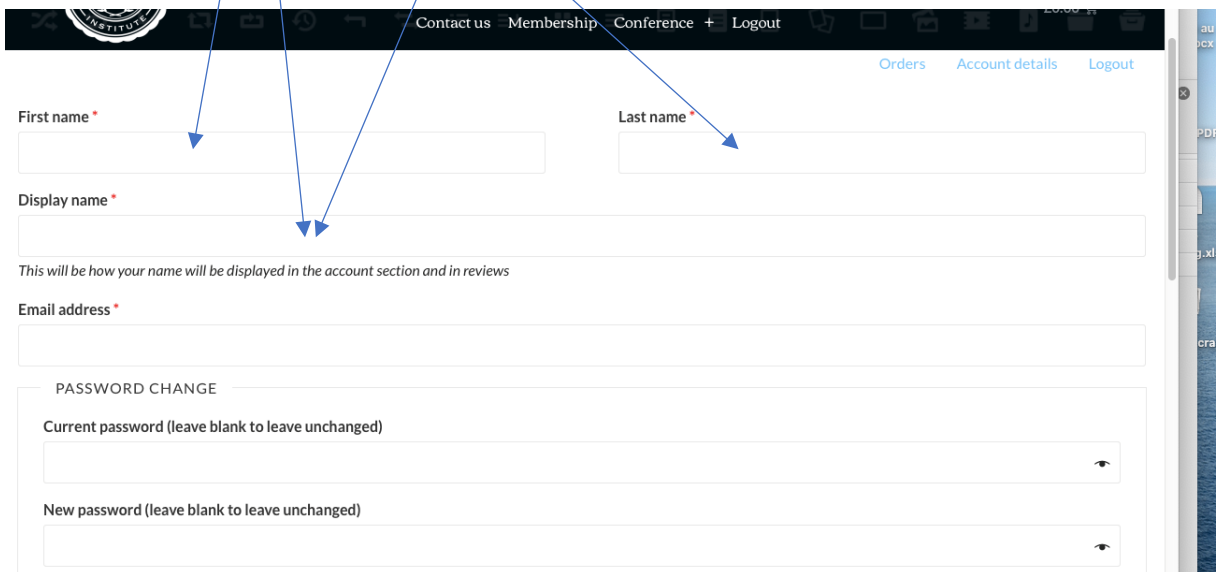
ILSSI PRE EXAMINATION REGISTRATION (ENGLISH)

c) Click on « Account details » on top right hand corner.



The screenshot shows the top navigation bar of the ILSSI website. The navigation menu includes: Home, About Us, Certification +, Exams +, Resources +, Gallery, FAQ, Exam Dashboard, Partners, Contact us, Membership, Conference +, and Logout. The user is logged in as Patricia Esnault. The account balance is £0.00. The 'Account details' link is circled in red. Below the navigation bar, there is a 'Go to Exam Dashboard' button and a 'Logout' button. A message reads: 'Hello Patricia Esnault (not Patricia Esnault? Log out)'. Below this, it says: 'From your account dashboard you can view your recent orders, manage your shipping and billing addresses, and edit your password and account details.' A blue banner with the text 'Get In touch' and 'For further information about our services, or to speak to one of our Master Black Belt consultants about training, coaching or mentoring in Lean Six Sigma best practices, then please contact us to set up a meeting.' is also visible.

Enter your '**First name**' and '**Last name**' as you want it to show on your certificate.



The screenshot shows the account registration form. The navigation bar is visible at the top. The form fields are: 'First name *', 'Last name *', 'Display name *', 'Email address *', and a 'PASSWORD CHANGE' section with 'Current password (leave blank to leave unchanged)' and 'New password (leave blank to leave unchanged)'. Blue arrows point from the text above to the 'First name', 'Last name', and 'Display name' fields. The 'Display name' field has a note below it: 'This will be how your name will be displayed in the account section and in reviews'.

2- Log out, so that the exam can be linked to your account later.